


Knijpkaartjes

thema lente - letters



Print de knijpkaartjes en lamineer ze.

De kinderen plaatsen een kleine wasknijper bij de letter die zij vooraan in het woord zien.

Bij de kaartjes met een zwarte rand worden ook letters die verder niet in het woord voorkomen gebruikt. Bij de kaartjes met een gele rand zijn ook andere letters uit het woord te zien en moeten de kinderen weten wat de eerste letter is.

Een goede oefening voor de visuele waarneming, het signaleren van de eerste letter in een woord, de letterkennis en de fijne motoriek.




Succes!

Juf Anke - www.jufanke.nl -

© Scrappin Doodles

big



b

p

d

lam




k

t

l

haan




g

h

s

kip




k

r

v

vis




w

r

v

boom



b

w

n

haas




f

t

h

zon




k

z

s

koe




k

l

f

mus

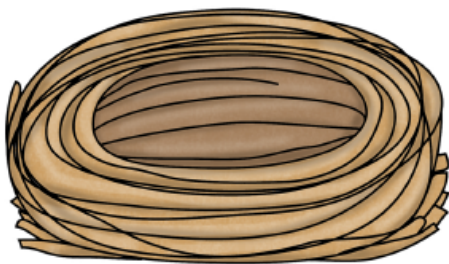


n

m

t

nest



m

n

r

bij




d

p

b

big



b

i

g

lam




a

m

l

haan




aa

n

h

kip




i

k

p

vis




i

v

s

boom



b

oo

m

haas




s

h

aa

zon




n

o

z

koe




oe

l

k

mus

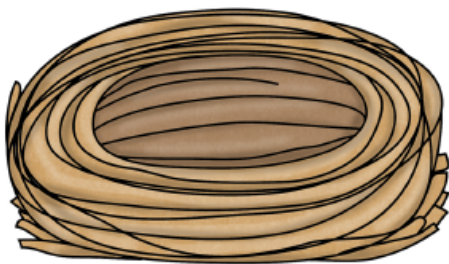


u

m

s

nest




n

s

t

bij



r

ij

b